

2025-2027

# COMMUNITY

Health Needs Assessment





# POPULATION HEALTH, INNOVATION, & INFORMATICS UNIT

Garrett County  
Health Department

Presented by  
Shelley Argabrite, MA Director of Population  
Health, Innovation, Informatics Unit & Health  
Strategist for Garrett County



BEHAVIORAL HEALTH AUTHORITY



LOCAL MANAGEMENT BOARD

# OUTLINE

PROCESS/METHODS OF  
COLLECTION

RESULTS OF  
PRIMARY DATA COLLECTION  
*PRIORITIZATION*  
*SURVEY & FOCUS GROUPS*

SECONDARY DATA

EXAMPLE  
DATA TO ACTON







## STEP 1

Committee Verifies  
Survey Instruments and  
Process

## STEP 2

Community Stakeholder  
Prioritization Surveys

## STEP 3

Focus Groups and  
Secondary Data Analysis


# Assessment Process



REGIONAL AREA

1,513

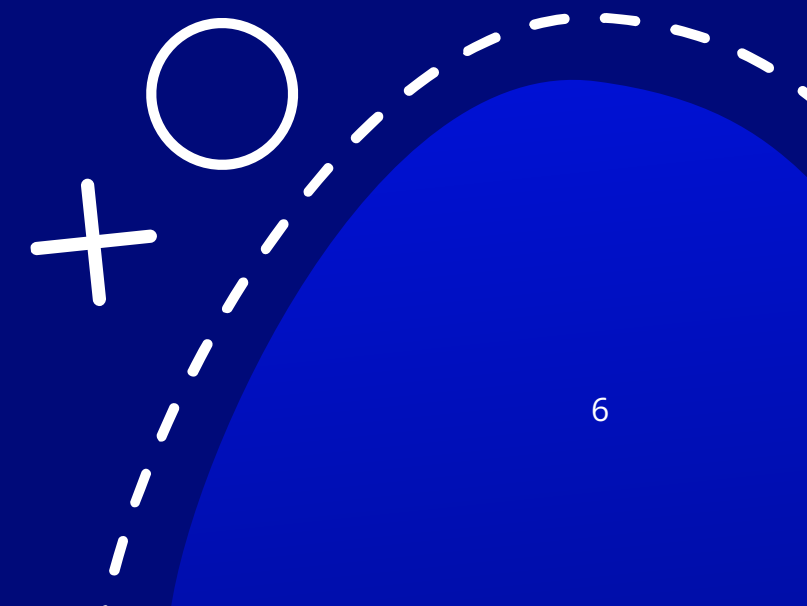
STAKEHOLDER  
RESPONSES



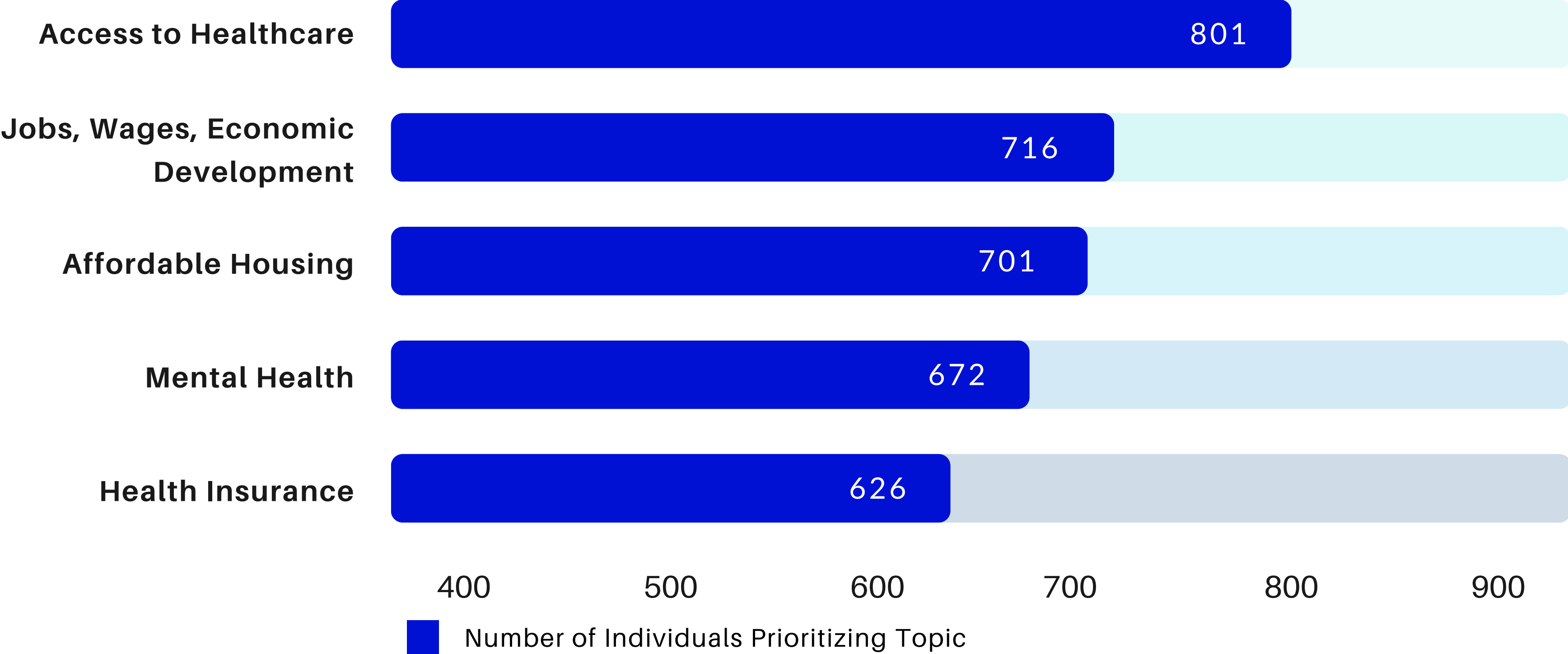
# GARRETT COUNTY, MARYLAND

# 1,430

STAKEHOLDER  
RESPONSES



# Primary Survey Results







# MY COMMUNITY


18 SECTIONS



MYGARRETTCOUNTY.COM

# DATA TO ACTION

A FOOD INSECURITY EXAMPLE






# GARRETT COUNTY INDICATORS ZIP CODE LEVEL REPORT

Accident  
Barton  
Bloomington  
Bittering  
Friendsville  
Frostburg  
Grantsville  
Kitzmiller  
Lonaconing  
McHenry  
Oakland  
Swanton  
Westernport

**NEW**

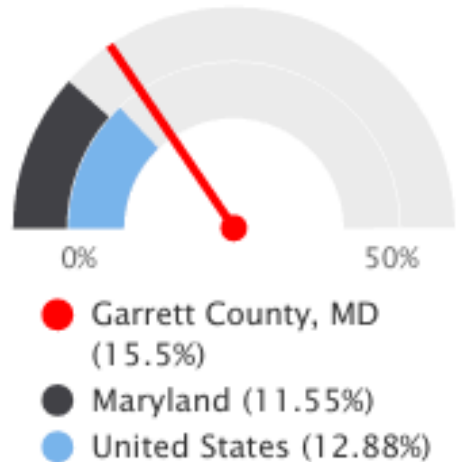




This Indicator reports the estimated percentage of the population that experienced food insecurity at some point during the reporting year. Food insecurity is the household-level economic and social condition of limited or uncertain access to adequate food.

Report Area	Total Population	Food Insecure Population, Total	Food Insecurity Rate
Garrett County, MD	28,903	4,480	15.5%
MD 21520	2,066	320	15.5%
MD 21521	1,169	201	17.19%
MD 21523	271	42	15.5%
MD 21531	2,183	338	15.5%
MD 21532	13,309	2,278	17.12%
MD 21536	4,042	626	15.5%
MD 21538	624	96	15.5%
MD 21539	2,534	428	16.92%
MD 21541	1,631	252	15.5%
MD 21550	13,544	2,099	15.5%
MD 21561	2,579	399	15.5%
MD 21562	2,851	492	17.28%
Maryland	6,151,278	710,670	11.55%
United States	331,148,169	42,657,200	12.88%

Percentage of Total Population with Food Insecurity




*Note: This indicator is compared to the state average.*  
*Data Source: Feeding America. 2022.*

# FINDINGS

## SECONDARY DATA ANALYSIS

Free and reduced price school lunches  
Residents eligible for federal nutrition programs  
Individuals enrolled in both SNAP and WIC  
Food insecure population ineligible for SNAP assistance  
Food insecure children  
People living in food deserts  
Food insecurity rate  
Trends in food insecurity rates overtime





# RESULTS

## \$\$\$ COMPETITIVE GRANT AWARDS

### IMPROVED NUTRITION & FOOD SECURITY

- Veggies On the Move
- Est. Garrett Chapter of the Western Maryland Food Council as Workgroup of the Health Planning Council
- Established the Appalachian Farm & Food Alliance
- Harvest Hub Meal Box Pilot
- Partner of HERC Award to Continue - Harvest Hub Meal Boxes and Food Voucher Distributions
- Creation of a Food Bank/Resource Hub





2021-2024

GARRETT COUNTY

# Community

HEALTH IMPROVEMENT PLAN

## HOW IT WORKS



### Even Approach to Population Health

long established record of excellence in collaboration, the innovative and improvement planning processes found at [mygarrettcountry.com](http://mygarrettcountry.com), and strates our commitment toward measuring the improvements in local r community.

the need to increase representation, improve stakeholder engagement, urish. This journey began through analysis of the Garrett County 2016 ntified four broad focus areas for our community, based on the data stance related disorders and mental health), chronic diseases physical activity, nutrition, and tobacco use), access to care and d adolescent health (later revised to incorporate comprehensive ). While these focus areas initially guided our framework for nunity-driven insights, especially within the domain of the social ial risk factors), emerged through open and transparent digital tters of importance that are actively addressed with measurab h Improvement Plan.





# QUESTIONS

POPULATION HEALTH,  
INNOVATION, &  
INFORMATICS UNIT

Garrett County  
Health Department